Flame Detector Specifications

Model Selection

A100 - ☒☒ - ☒☒ - ☒☒

Connection Type

No	Normal (600 mm Wire)
01	Round Connector Type
02	300 mm Wire + Connector
03	RJ-45 Connector

Output Type

01	Normal (Contact)
02	Addressable (RS-485)
03	Addressable (Wireless –> ZigBee)
04	(01: Normal) + Waterproof
05	(02: RS-485) + Waterproof
06	(03: Wireless) + Waterproof

Detection Type

A1	UV Type
A2	IR Type
A3	UV + IR Type

Specifications(UV Type)

General Specifications	
Detection Wavelength	250 nm (Ultraviolet Rays)
Approval Detection Range	30 m : n-Heptan Fire (max 50 m) 5 m : 2 Cm Flame
Approval Detection Angle	100 deg. (max 120 deg.)
Detection Times	Ave. 3 sec (min 1 sec) 1, 2, 3, 5, 10, 20 Selection
Surrounds Temperature	Operation : - 20 ~ 60℃ Storage : - 20 ~ 60℃ Humidity : 0 ~ 90 %RH

Mechanical Specifications	
Dimension	ϕ94 mm x 35 mm
Materials	ABS Resin
Weight	160 g

Electrical Specifications	
Power Supply	17 ~ 30 VDC (Option 9 ~ 24 VDC)
Wire	16 AWG ~ 26 AWG 1.22 ㎟ ~ 0.15 ㎟

Outputs

A100 - A1 - 01/04

Contact Type
- Contact Capacity : 220 VAC 1 A / 24 VDC 2 A
- Output Times : 30 sec

A100 - A1 - 02/05

Wire Communications (RS - 485)
- Type : Half
- Ports : 1~255 ID
- Speed : 9600 bps, 19200 bps
- Distance : max 1.2 Km

A100 - A1 - 03/06

Wireless Communications (ZigBee)
(A100-A1-02/05 Including RS-485 Type)
- Type : Tree, Mesh
- Ports : 1~255 ID
- Distance : 30 ~ 300 m

© 2014 AURORA Technology Corporation

Flame Detector Models

- AURORA - A100 - A1 - 01 - xx
- AURORA - A100 - A1 - 02 - xx
- AURORA - A100 - A1 - 03 - xx

- AURORA - A100 - A1 - 04 - xx (Waterproof)
- AURORA - A100 - A1 - 05 - xx (Waterproof)
- AURORA - A100 - A1 - 06 - xx (Waterproof)

Dimension



Maintenance Parts(Option)

1. Outside Cover
2. O - Ring



Maintenance parts(option) replacement only flame detector can be kept clean without changing the appearance.

© 2014 AURORA Technology Corporation

Flame Detector Installing

▶ Preparing of installation (separate detector)





▶ Detectors installed in a fixed location



© 2014 AURORA Technology Corporation

Flame Detector Wiring

Wire Color	Signal Name
(R)red	Power + V (17 ~ 30 VDC), Option (9 ~ 24 VDC)
(B)black	Power GND
(W)white	Output (Common)
(G)green	Output-1 (NO)
(U)blue	Output-2 (NO) 5 sec continuos flame detection (Option)

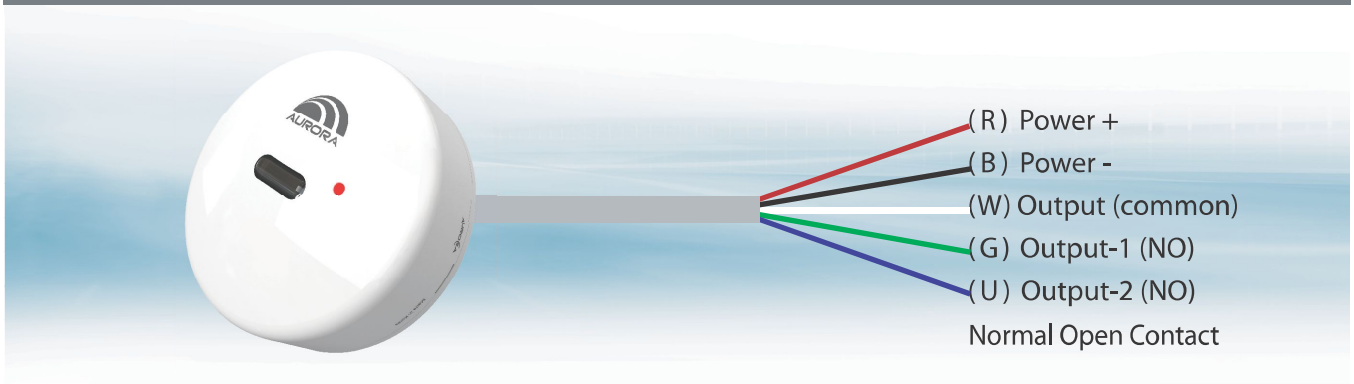

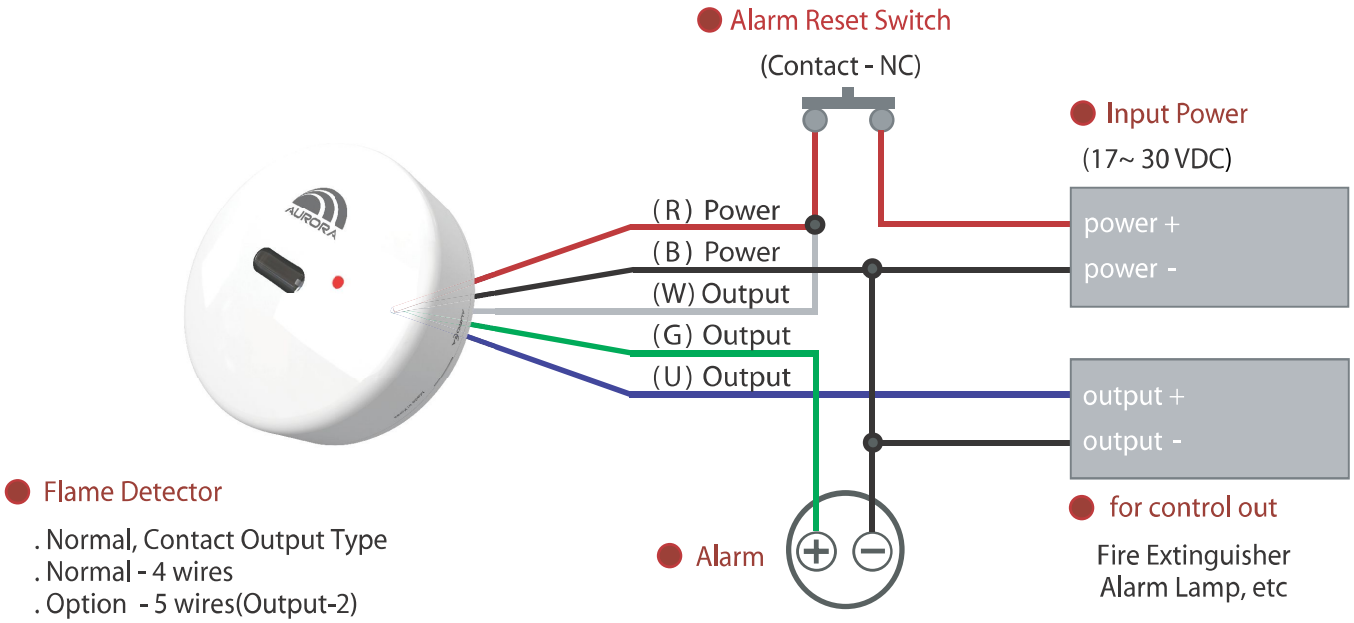

. Optional Output -2 (NO) features a flame is detected and persists for more than 5 seconds when, Alarm signal is output to the output terminal.
Using this signal, such as fire extinguishers and alarm lamp operation is distinct from the existing detection signal, Misinformation or malfunction can be prevented by the fire extinguisher works.

© 2014 AURORA Technology Corporation